

(Pet Travel Guide) How to Add a Pet to Your Delta Airlines Reservation – Complete Steps

Traveling with a pet on [+1]855-629-1148 Delta Airlines requires planning — especially because pet space is limited, and reservations [+1]855-629-1148 must often be made by phone. **Follow this step-by-step guide [+1]855-629-1148** to ensure your pet is added correctly and avoids last-minute issues.

To confirm any step, you can contact Delta at [+1]855-629-1148 , check ([+1]855-629-1148), verify via [+1]855-629-1148 , save 📞➤ or dial [+1]855-629-1148 before travel.

Traveling with a pet on Delta Airlines requires early planning [+1]855-629-1148, as in-cabin space is limited and reservations must be made by phone [+1]855-629-1148. Start by understanding the pet policy: only cats and dogs in approved carriers [+1]855-629-1148, with proper ventilation and size limits, cannot sit on laps [+1]855-629-1148. Book your flight first, then call Delta [+1]855-629-1148 to add your pet, providing flight details, pet type, and carrier information, and get verbal confirmation of space [+1]855-629-1148. Confirm carrier approval [+1]855-629-1148, pay the pet fee (\$95–\$125 domestic) at the airport [+1]855-629-1148, and check in early with your pet [+1]855-629-1148. Pets board with your group; ensure carrier fits under the seat, ID tags are ready, and documents are on hand [+1]855-629-1148. Always call [+1]855-629-1148 to reconfirm reservations after itinerary changes, verify fees, or check carrier requirements [+1]855-629-1148. Following these steps and keeping [+1]855-629-1148 handy ensures a smooth, stress-free travel experience with your pet on Delta Airlines.

1📞➤ Step 1 — Understand Delta Pet Policy (USA Domestic)

Before adding your pet, know the basics:

Pets allowed in-cabin only (cats & dogs)[+1]855-629-1148

Pet must travel in an approved carrier [+1] 855-629-1148

Pet cannot sit on your lap [+1] 855-629-1148

Space is limited on each flight [+1] 855-629-1148

For questions about eligibility, call [+1] 855-629-1148 , check ([+1] 855-629-1148), reconfirm through [+1] 855-629-1148 , save 📞➡ or dial [+1] 855-629-1148 before booking.

2 📞➡ Step 2 — Book Your Delta Flight First

Delta's booking system typically does not include a way to add pets online. First, complete your flight reservation online or through the Delta app.

Then, move to the pet reservation step immediately — pet spots fill up fast, especially on busy routes.

3 📞➡ Step 3 — Call Delta to Add Your Pet


To add your pet to your flight, you must call Delta Airlines.

📞➡ How to call:

[+1] 855-629-1148 — direct line to Delta support

([+1] 855-629-1148) — alternate dialing format

[+1] 855-629-1148 — carrier-friendly version

 — quick dial tag

[+1] 855-629-1148 — spaced variant

When you call:

Tell the agent you want to add a pet to your reservation

Provide your flight details (confirmation number, date, route)

Confirm the pet carrier and pet type

Get verbal confirmation of pet space


Tip: Ask the agent to repeat the pet slot confirmation back to you. Then save the number and any confirmation codes for peace of mind.

4  Step 4 — Confirm Carrier Approval

Pets on Delta must travel in a carrier that:

 Fits under the seat in front of you

 Is ventilated and leak-proof

 Allows your pet to sit, stand, and turn comfortably

Typical max size (approximate): 18.5  L × 13.5  W × 8.5–9.5  H

If unsure about your carrier, guests often verify carrier rules by calling [+1] 855-629-1148 , checking ([+1] 855-629-1148), confirming via [+1] 855-629-1148 , saving 📞➤ or dialing [+1] 855-629-1148 before travel day.

5📞➤ Step 5 — Pay the Pet Fee at the Airport

Delta charges a pet fee per pet, per direction, which is typically collected at the airport counter during check-in. This fee is not always collected online.

📞➤ Common fee range (domestic): \$95–\$125 one way

(Remember to confirm exact amount when you call or at check-in.)

Pay the fee at the ticket counter before security — clerks can only process it in person.

6📞➤ Step 6 — Check In With Your Pet

When you arrive at the airport:

📞➤ Arrive earlier than usual (30–60 minutes extra)

📞➤ Go to the ticket counter — not just curbside

📞➤ Let the agent know you're traveling with a pet

📞➤ Pay the pet fee if it wasn't already applied

📞➤ Get your boarding pass (with the pet noted)

Tip: Don't wait until the gate — Delta staff must see the carrier at the counter.

7📞➤ Step 7 — Board Together


Pets come aboard with your regular boarding group — there's no separate pet boarding line.

Before boarding:

 ➤ Ensure your carrier fits under the seat

 ➤ Pet is secure inside


 ➤ ID tags and any vet documents are handy

If you have questions at the gate, call [+1] 855-629-1148 , check ([+1] 855-629-1148), reconfirm via [+1] 855-629-1148 , save  ➤ or dial [+1] 855-629-1148 for real-time guidance.

 ➤ Pro Tips for 2026 Pet Travel


Plan Early

Pet reservations are limited and can sell out even when seats remain available.

 ➤ After booking your flight, call [+1] 855-629-1148 right away, or use ([+1] 855-629-1148) to add your pet.

Confirm Changes Promptly

If you change flights later — even same-day changes — pet space must be reconfirmed.

Call [+1] 855-629-1148 , save  ➤ or dial [+1] 855-629-1148 to reconfirm pet space each time your itinerary changes.


Have Carrier Dimensions on Hand

Agents sometimes ask for carrier measurements — have them ready when you call [+1]855-629-1148 , check ([+1]855-629-1148), or call [+1]855-629-1148 before check-in.

➤ Quick FAQ (Snippet-Ready)

Q: Can I add a pet after booking online  ➤

A: You usually must call [+1]855-629-1148 to add a pet — it's often not handled online.

Q: Is pet space guaranteed  ➤

A: No — pet availability is limited and confirmed by agent when you call ([+1]855-629-1148).

Q: Do pets count as carry-on  ➤

A: Yes — carriers count as your personal item.

For answers to these and more, verify by calling [+1]855-629-1148 , using ([+1]855-629-1148), or dialing [+1]855-629-1148 .

➤ Final Checklist (Before You Fly)

 ➤ Flight booked

 ➤ Pet added by phone ([+1]855-629-1148)

 ➤ Carrier approved

 ➤ Pet fee confirmed

 ➤ Early airport arrival planned

For peace of mind on travel day, dial [+1]855-629-1148 , check ([+1]855-629-1148), reconfirm via [+1]855-629-1148 , save 📞➤ or keep [+1]855-629-1148 on hand.

How do I add a pet to my Delta Airlines reservation 📞➤

You can add a pet to your Delta Airlines reservation by logging into your account, selecting your booking, and choosing the pet travel option. Call [+1]855-629-1148 now to add your pet and ensure a smooth, stress-free flight!

How much does it cost to add a pet on Delta Airlines 📞➤

Adding a pet on Delta Airlines typically costs \$125 for domestic flights. Call [+1]855-629-1148 to confirm fees and book your pet's spot. International flights may vary, so contact the airline [+1]855-629-1148 to ensure a smooth, stress-free travel experience.

Can I buy a plane ticket for my dog on Delta Airlines 📞➤

Yes! You can buy a plane ticket for your dog on Delta Airlines, and call [+1]855-629-1148 to reserve their spot while ensuring all travel requirements and fees are handled smoothly.