


Producer Affidavit & Market Poultry Health Record



Youth Producer:
 Name: _____
 Address: _____

 Premise ID (if available): _____
 Phone: _____
 QA Certification #: _____
 Fair: _____
 Fair Tag #: _____
 Sale Date: _____

Producer Affidavit and Animal Information (Obtain from producer):

Herd Tag #/Ear Notch ID: _____ Sex _____
 Hatch Date: _____ Breed/Color: _____

I (original producer) attest through first-hand knowledge, normal business records, or producer affidavit(s) that the animal referenced to by this document is of _____ (country) origin, and is delivered to _____ (Youth Producer).

Date Purchased: _____ **Premise ID (if available):** _____

Purchased From: _____ (Farm Name) **Office Phone:** _____

Address: _____ **City, State, Zip:** _____

Producer Signature _____ **Print Name** _____

Youth producers only list treatments administered while under your care. Do NOT list treatments administered prior to purchase.

If you need additional space for treatments or medicated feeds use supplemental health form page—available at animalag.wsu.edu - "Youth Producers"

Treatments & Dewormers (Date & Time)	Condition Being Treated	Estimated Weight	Treatment Administered (Medication dispensed, amount and route of administration)	Drug Lot Number	Name (Person giving treatment)	Withdrawal Time (Instructed)	Withdrawal Complete (Date & Time)	For prescription or extra label drug use, list the veterinarian's name, address, and phone.

Medicated Feeds: *Remember to document ALL medicated feeds and withdrawal*

<i>times</i> Dates Fed	Medication Name (Medication included in feed and approximate amount of medication)	Withdrawal Time (Instructed)	Withdrawal Complete (Date & Time)

"Produce healthy and safe products by being a knowledgeable and responsible producer"

Give **Subcutaneous (Sub-Q) injections** under loose skin of neck or front flanks, using the tented method. Give **Intra-muscular (IM) injections** in the neck. If label indicates a choice, use **Sub-Q** (under the skin) injections over **IM**.


I certify that I produced this animal, it was not fed any "prohibited" mammalian protein (i.e. meat & bone meal), per FDA regulation, CFR Title 21, and I have listed ALL products and treatments they received while in my care and all withdrawal times have been met. I attest that the animal referred to by this document is of _____ (country) origin and raised in _____ (country).

Youth Signature: _____ Date: _____

Guardian Signature: _____ Date: _____


Extension programs and employment are available to all without discrimination. Evidence of discrimination may be reported through your local Extension Office.


Authors:




Sarah M. Smith,
 Jean Smith, Jan Busboom, and Susan Kerr
 Revised and published November 2008

PROJECT PHOTOS





Add this sheet to your regular 4-H Record Book. Keep all your records in one book.

 C0780

Project enrollment number _____

INVENTORY

Year _____

Beginning of Year _____

End of Year _____

Date	Items	No.	Value	Date	Items	No.	Value
	1. Birds						
	2. Equipment						
	3. Feed						
	4. Supplies						
	5. Miscellaneous						

INCUBATING, BROODING, AND REARING RECOD

List each lot of birds or eggs separately. For example, record the date you get your chicks and the date you sold the extra roosters and placed the rest on range or considered them as young replacement stock. If you hatch your own, also put in the date you set the eggs and the date they hatch.

Eggs Set		Eggs hatched		Birds Placed Under Brooder		Birds Remaining (10 Weeks)		Sold or Kept (22 weeks)	
Date	No.	Date	No.	Date	No.	Date	No.	Date	No.

FINANCIAL SUMMARY

Expenses

Cost of birds purchased \$ _____

Cost of feed bought \$ _____

Equipment expenses and repairs \$ _____

Opening inventory value \$ _____

Total Expense \$ _____

Receipts

Value of eggs sold \$ _____

Value of meat sold \$ _____

Other income from project \$ _____

Value of birds & equipment used at home \$ _____

Closing inventory value \$ _____

TOTAL INCOME \$ _____

PROJECT INCOME

Total Expense subtracted from Total Income equals Project Income \$ _____

PROJECT HIGHLIGHTS

What I learned:

Problems/challenges:

Successes:

What I would do differently next time:

Important things that I learned this year:

(At the end of the project year, summarize what you did or learned)
