







SUGGESTED SPRAY SCHEDULE FOR HOME GARDEN PEARS 2019

Growth Stage	Description	Target Information	Chemical Sprays	Important
Dormant 	Before buds show any activity in late winter.	Overwintering pear psylla, scales, aphids and mites. ➤ When daytime temperatures reach 40 – 45 F. Finish spraying by noon to insure good dry time.	➤ Superior type horticultural dormant oil. ➤ May mix with lime-sulfur. Products available under a variety of labels.	These are the most important stages and chemical spray for pest control. Spray to completely wet the tree.
Delayed-Dormant 	In late winter, just as buds begin to show first green tissue.	Overwintering pear psylla, scales, aphids and mites. ➤ When daytime temperature is between 45 – 55 F, with no frost forecast overnight. Finish spraying by noon to insure good dry time.	➤ See “Dormant”	These are the most important stages and chemical spray for pest control. Spray to completely wet the tree.
Pre – Pink to Petal Fall 	Just before bud clusters show any color through petal fall.	Critical time to manage pests. ➤ Powdery mildew control. ➤ Aphids ➤ Scale ➤ Stink, lygus, boxelder bugs	➤ Sulfur* (Ex. Safer Brand Garden Fungicide/Flowers, Fruit & Vegetables Conc.) ➤ Insecticidal soaps (Ex. Safer’s Insect soap); Azadirachtin (Ex. Azamax Botanical Insecticide, Miticide, & Nematicide [Organic]); <i>Beauveria bassiana</i> (Ex. Naturalis L) ➤ Superior type horticultural dormant oil. (Ex. R-T-U Year-Round Spray Oil) ➤ Bifenthrin, Zeta-cypermethrin (Ex. Ortho Bug B Gon Insect Killer for Lawns & Gardens Conc.)	* Do not apply lime sulfur spray to Anjou pear varieties at this time as severe fruit drop can occur later. <i>Make sure spray covers top and bottom of leaves.</i>
Bloom	When flowers are open.	Avoid pesticide application during bloom to protect honeybees.		

<p>Con't. Pre – Pink to Petal Fall</p> 		<p>➤ Pear psylla</p>	<p>Primary pest of pears.</p> <p>➤ Azadirachtin (Ex Safer Brand BioNEEM Multi-Purpose Insecticide & Repellent Conc [Organic]); Pyrethrins (Ex. Bug Buster-O [Organic])</p>	<p>Two to three generations, plus a winter form, per year. Become active at bud swell.</p>
	<p>Starting early July keep protected through August.</p> <p><i>Reapply after brief, heavy rainfall or showers of longer duration, then resume regular schedule</i></p>	<p>➤ Codling moth “Stings”- shallow entries made on surface of fruit. Treat “stung” pears as source of codling moth by removing infested fruit from the tree, seal in black garbage bags. Leave in sun for two weeks to kill worms.</p>	<p>The 1st generation of codling moth damages apples, but the 2nd generation, from July – August is a problem for pears. SPRAY TIMING IS CRITICAL – Each generation lasts 6 weeks. Protect from July - August. A 3rd generation is possible. Follow spray schedule on label.</p> <p>➤ Azadirachtin (Ex. Azamax Botanical Insecticide, Miticide, & Nematicide [Organic]); Spinosad (Ex. Monterey Garden Insect Spray); Pyrethrins (Ex. Bug Buster-O [Organic]), Acetamiprid (Ex. Ortho Flower, Fruit & Vegetable Insect Killer).</p> <p>The codling moth overwinters in cocoon stage under loose bark or in the soil under the tree.</p>	<p>If the pear is not protected, the egg laid by the codling moth will hatch and the worm will enter the fruit and be protected from the sprays. See “Stings” at left for handling treatment.</p>
<p>Additional Information</p>	<p>◆ CAUTION – Read this guide carefully. Read the product label directions carefully. Read and follow all label directions for responsible use of any pesticide.</p> <p>◆ Aphids – Seldom build up to damaging levels in home garden fruit trees. Wash them off with stream of water from the hose, you rarely have to spray.</p> <p>◆ Pesticide resistance – Vary products during the season and in following seasons to minimize pest resistance.</p> <p>◆ Too much fruit to handle – <i>Cut down tree and purchase quality fruit for use. Help commercial orchards by maintaining good care and pest management practices for your desired fruit trees!!!</i></p> <p>◆ Further information – Contact WSU Chelan County Extension at (509) 667-6540 or our website at https://extension.wsu.edu/chelan-douglas/gardening/mg/</p> <p>◆ Trade name disclaimer – Use of trade names are for example purposes only. No endorsement is intended. Other appropriately labeled products containing similar active ingredients should provide similar levels of control.</p>			